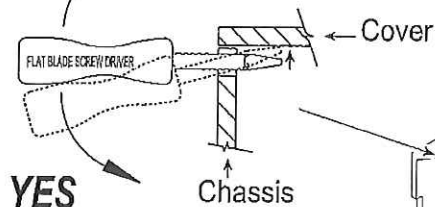
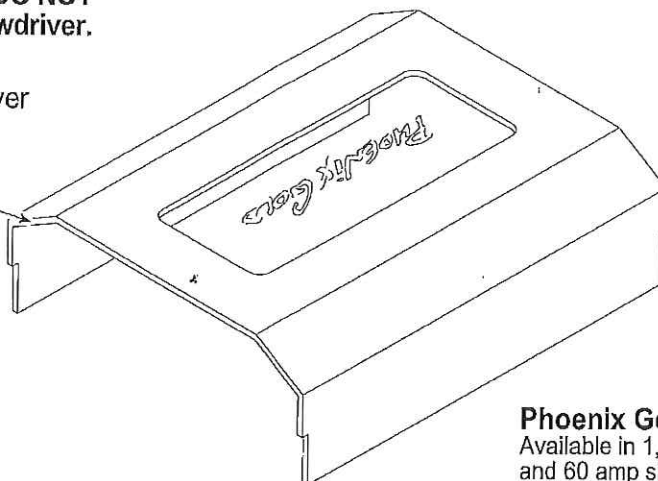


Installation Instructions

NO! To avoid damage, DO NOT pull up on the screwdriver.



Note: Wrap the tip of your screwdriver with electrical tape to avoid scratching the powder coated surface of the cover.



Phoenix Gold KF Fuses (not shown)

Available in 30,40,50,60,80,100,125, and 150 amp sizes.

Note: For models using dual fuses for a single output, use equal amperage fuses.

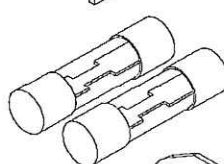
For Example: For 250 amps, use two 125 amp fuses. Do not use a 150 amp and 100 amp fuse.

Phoenix Gold PGU Fuses

Available in 1, 3, 5, 8, 10, 20, 30, 40, 50 and 60 amp sizes.

Note: For models using dual fuses for a single output, use equal amperage fuses.

For Example: For 100 amps, use two 50 amp fuses. Do not use a 60 amp and 40 amp fuse.



Output Jack for Optional RMD

Allows remote mounting of a Voltage Monitoring Display. This allows system voltage to be displayed anywhere in the vehicle.

Up to 4 Gauge Outputs

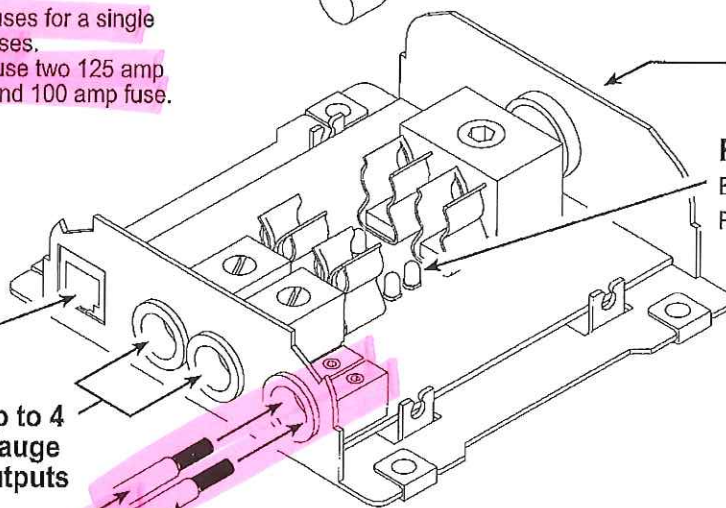
Ground Wire:
10 gauge

Remote Wire:
10 gauge

1/0 Gauge Input

Fuse Status LEDs

Blue: Fuse OK
Red: Fuse open



Phoenix Gold International, Inc.
9300 North Decatur - Portland, OR 97203 - Tel: 503.286.9300 - Fax: 503.978.3380